



**CREDIT
PROFILE**

New York State Thruway Authority, NY, General Revenue Junior Indebtedness Obligations, Series 2019B

EMMA Link - issuer's most recent disclosures <https://emma.msrb.org/IssueView/Details/ES397570>

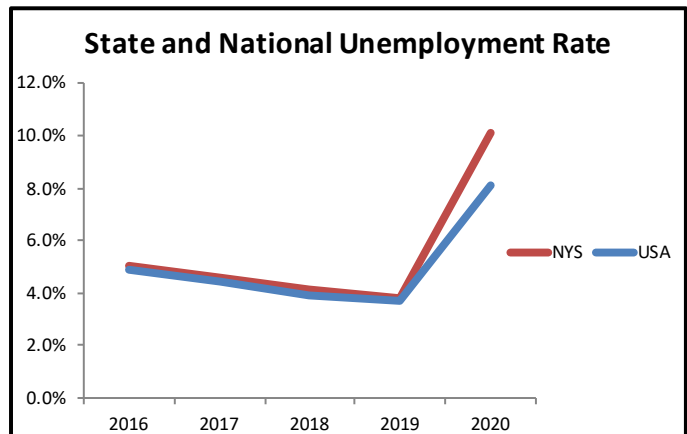
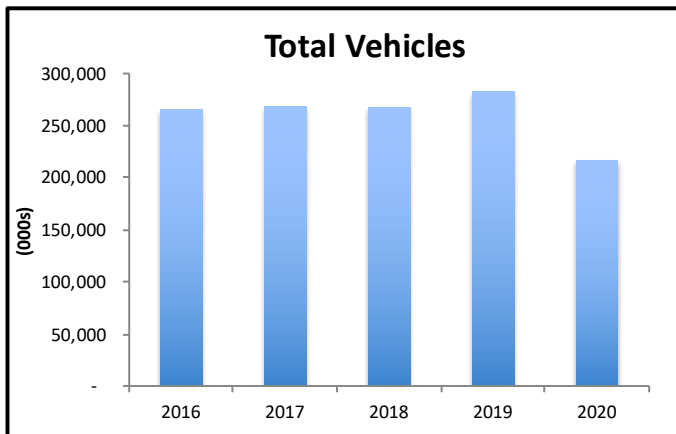
Most Recent Update Date 8/26/21 **Bonds Dated Date:** 10/30/19

Use of Proceeds The Bonds are being issued to refund certain outstanding obligations of the Issuer.

Bond Security The Bonds are special obligations of the Authority and are secured by a junior lien on the Authority's net revenues.

CUSIPs	Payment Date	BAM Insured Principal Amt	Coupon	First Optional Redemption Date	Optional Redemption Price
650010CZ2	1/1/37	3,000,000	4.000%	1/1/30	100%
650010DA6	1/1/39	750,000	4.000%	1/1/30	100%
650010CS8	1/1/45	24,210,000	4.000%	1/1/30	100%
650010CU3	1/1/46	9,045,000	3.000%	1/1/30	100%
650010CV1	1/1/50	12,530,000	4.000%	1/1/30	100%
650010CQ2	1/1/53	28,630,000	3.000%	1/1/30	100%
650010CX7	1/1/53	2,600,000	4.000%	1/1/30	100%
TOTAL		80,765,000			

CUSIP identifiers have been provided by CUSIP Global Services, managed on behalf of the American Bankers Association by Standard & Poor's Financial Services, LLC, and are not for use or dissemination in a manner that would serve as a substitute for any CUSIP service. The CUSIP Database, © 2011 American Bankers Association. "CUSIP" is a registered trademark of the American Bankers Association.



LIMITATIONS ON USE - SEE PAGE 3



BAM SM

Issuer: New York State Thruway Authority, NY

State: NY

County: Statewide

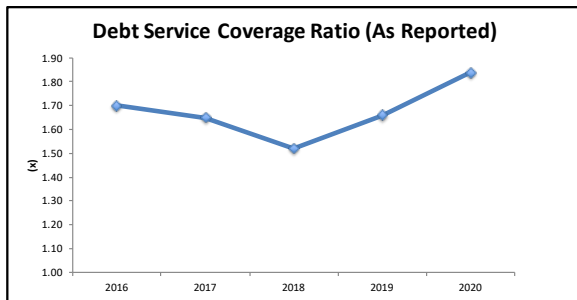
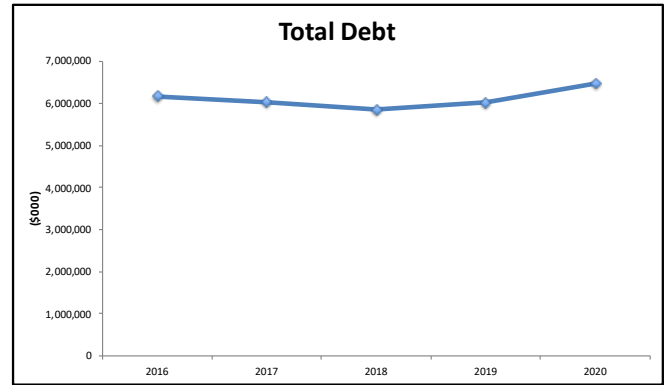
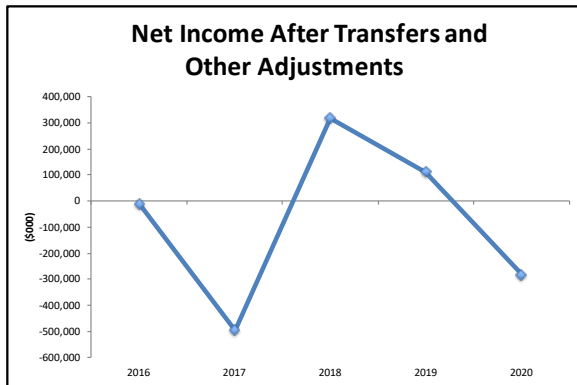
Sector: Transportation

Nonfarm Employment by Industry - 2019		
State of New York		
Description	# of People Employed	% Total
Health care and social assistance	1,840,125	14.4%
Government & Government Enterprises	1,504,479	11.7%
Retail trade	1,077,835	8.4%
Professional, scientific, and technical services	1,041,621	8.1%
Finance and insurance	952,084	7.4%

*Source: Bureau of Economic Analysis

Demographic & Economic Information		
New York State		
	As of: 2020	As % of US
Population	19,336,776	
% of Population below the Poverty Level*	14.1%	
Unemployment Rate	10.1%	124.7%
Median Household Income*	68,486	127.1%
Total Tollroad Vehicles (000's)	216,742	

* As of 2019



Information from Official Statement/Continuing Disclosure*	
Toll Cost per Mile (\$)	\$ 1,515.14
Revenue per Vehicle (\$)	\$ 2.84
Total Debt (\$000)	\$ 6,475,409
Total Debt Service Coverage (As Reported) (x)	1.84
Unfunded Pension Liability (as reported) (\$000)	\$ 37,249
Unfunded OPEB Liability (as reported) (\$000)	\$ 983,462

*As of the most recent update date

Location Description: The New York State Thruway connects the principal cities of the state including New York City, Albany, Rochester, Utica, Syracuse and Buffalo.

LIMITATIONS ON USE - PLEASE SEE PAGE 3

